

How to measure

Width



Height



Type of zipper	Brand	Example of use	Width mm	Height mm	SlideOn
Metal Plastic	Opti D,V, K, YBS/YKK	Jeans	4,55-4,90	1,90-2,00	3A-2 (straight puller)
Coil	Opti S4	Dresses, Wallets, Pockets, Pillow cases.	3,90-4,12	1,42-1,55	3C-2 (straight puller)
Coil	YBS/YKK 3C	Skirts, Wallets, Pockets, Pillow Cases.	4,12-4,24	1,85-2,00	3CB-2 (straight puller)
Coil	YBS/YKK 45CI	Golf bags, Wind jackets, Pockets, Boots, Bags.	4,90-5,10	2,10-2,30	4C-2 (straight puller)
Waterproof coil		Waterproof zipper on rain- and sport wears.	4,90-5,10	2,10-2,30	4C2-2 (straight puller)
Coil	Opti	Golf bags, Pockets, Boiler-suits	5,85-6,05	1,85 -2,05	45C-2 (straight puller)
Metal	5 PD, Dylon 2M, Opti 5, 15, F, Q, Salmi 66, YBS/YKK 5i, 5VSi, 5VSq, 5YG	Jeans, Shirts, Jackets.	5,70-6,10	2,40-2,60	5A-1 (round puller) 5A-2 (straight puller)
Plastic	5HA, 5HI, Kanhwa s5s, Opti, Salmi 66, THC 5VS, YBS 5V, YBS/YKK 5VSi	Children clothes, Boiler-suits, Fleece jackets.	5,80-6,20	2,80-3,00	5B-1 (round puller) 5B-2 (straight puller)
Coil	7D, Opti, Salmi S4 YBS/YKK 5Ci, 5CT	Bags, Shoes, Pram accessories, Golf bags.	6,33-6,57	2,60-2,75	5C-1 (round puller) 5C-2 (straight puller)
Waterproof coil	YCC 7, YBS/YKK 5CNu	Waterproof zipper on rain- and sport wears.	6,33-6,50	2,60-2,70	5C2-1 (round puller) 5C2-2 (straight puller)
Metal, Plastic	YBS/YKK 8i, 8VS, 8VSi	Winter jackets, Motorbike clothes, Sleeping bags.	7,35-7,60	2,90-3,20	8A-1 (round puller)
Plastic	YBS/YKK	Winter jackets, Motorbike clothes, Sleeping bags, Workwear	7,60-7,90	3,60-3,90	8B-1 (round puller)
Coil	YBS/YKK	Tents, Backpacks, Bags.	7,10-7,30	2,80-2,90	8C-1 (round puller)
Metal Plastic	Opti, YBS/YKK 10V, Salmi 69	Boat covers, Wetsuits, Boots.	8,60-9,00	3,75-4,00	10A-1 (round puller)
Coil	Opti 10mm, S60	Tents, Travelbags.	10,20-10,50	4,05-4,30	10C-1 (double puller)

Different sizes of ZlideOn

Patented and Pat. Pend
ALL ZIPPERS ARE IN ACTUAL SIZE



10A



8B



8A




5B



3A

Plastic



10A



8A




5A




3A

Metal



10C



8C



5C

5C2



45C



4C

4C2



3CB

Coil

Easy as A - B - C

- a.) Remove the old slider, simply by using a cuttingplier or a screwdriver. Open up and remove the old slider.



- b.) To open the ZlideOn: Push the lower part with your thumb and push the puller backward until it's open.



- c.) Place the open ZlideOn in the bottom of the zipper, and close it with a simple press. Ready to use.



© **ZlideOn**
Patented and Pat. Pend
Size guide



Zip Clip Solutions AB
Box 1049
SE-621 21 Visby

Wisbystrand
Strandvägen 4
SE-621 55 Visby

Tel: +46 498-65 11 80
Fax: +46 498-65 11 81
Mob: +46 707 44 51 40
Homepage www.zipclip.se

Z
ZIP CLIP
SOLUTIONS